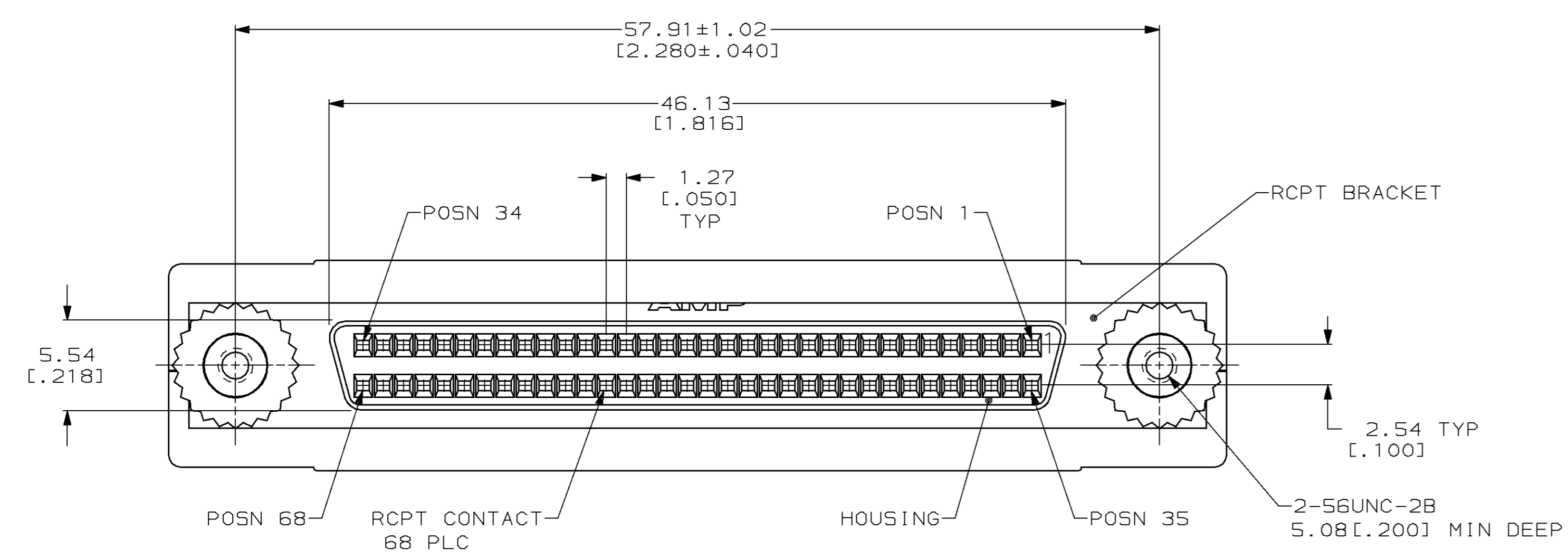
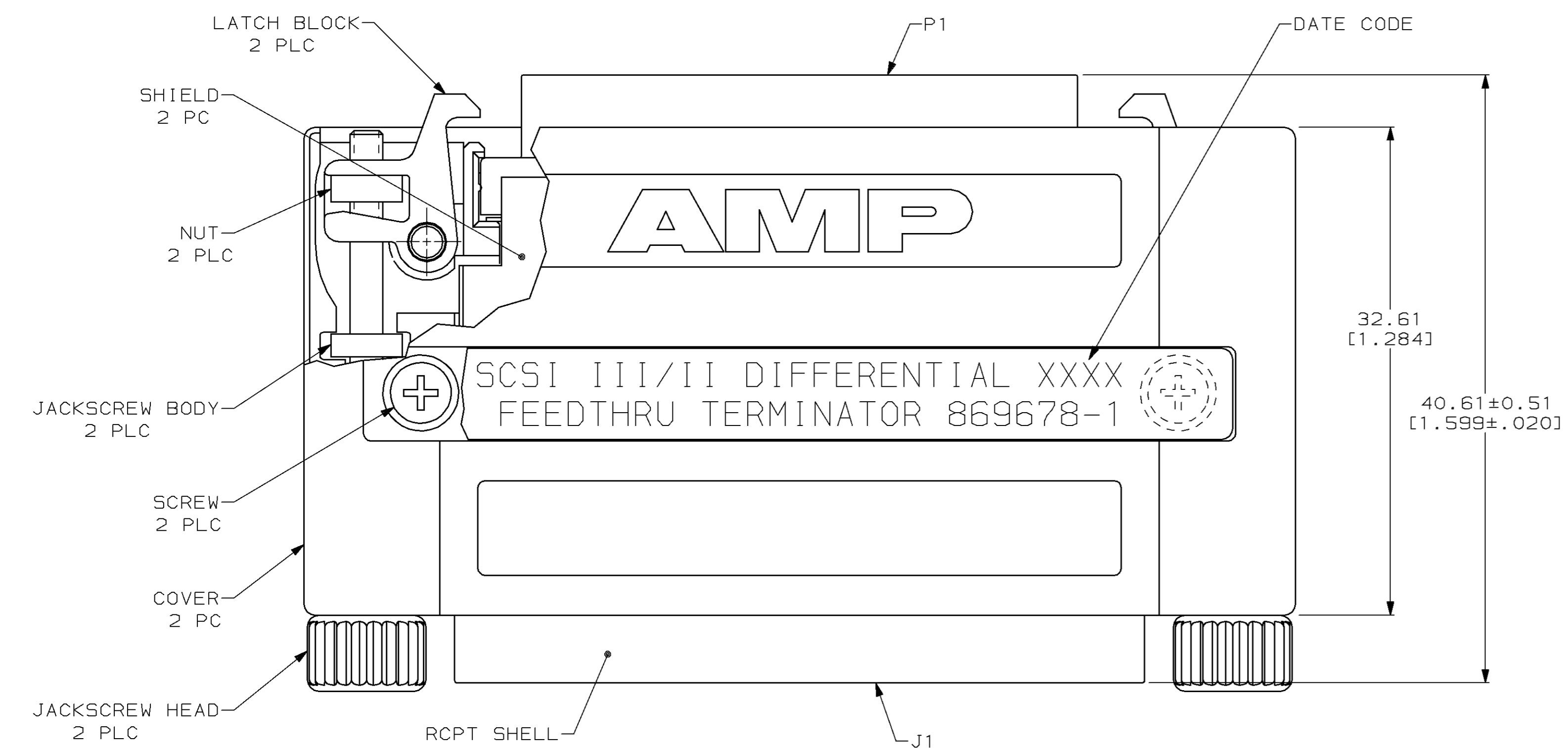
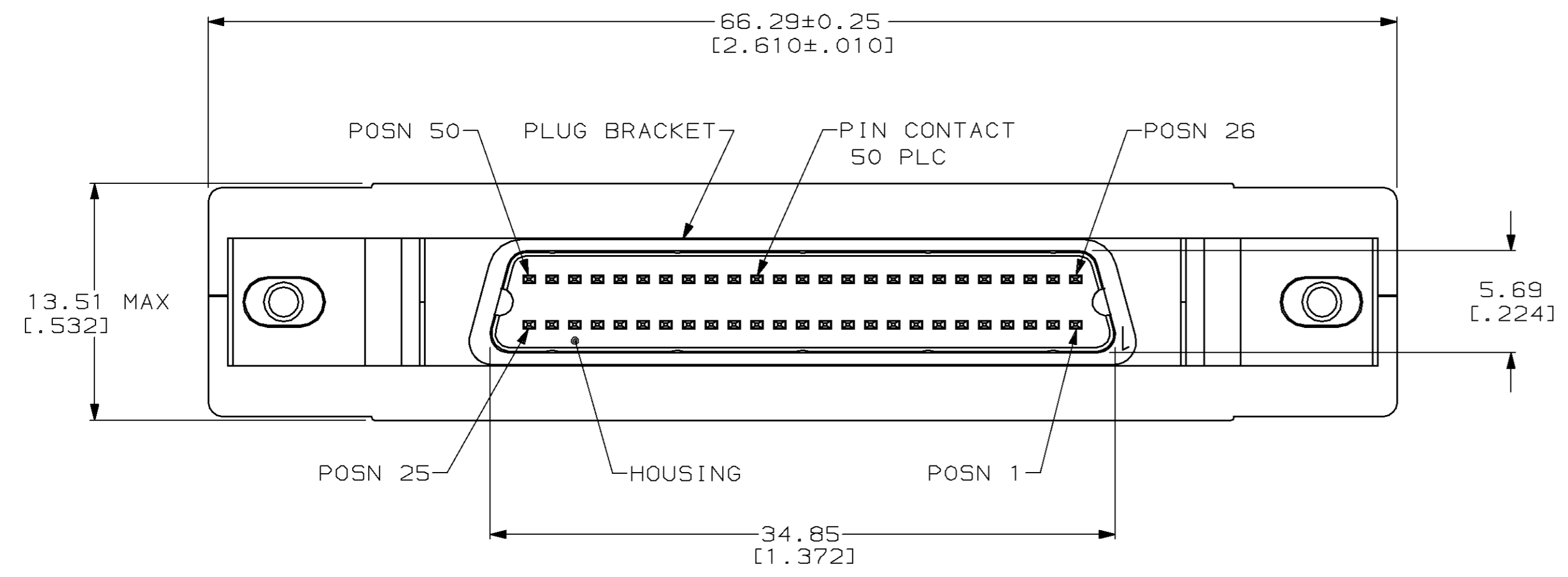
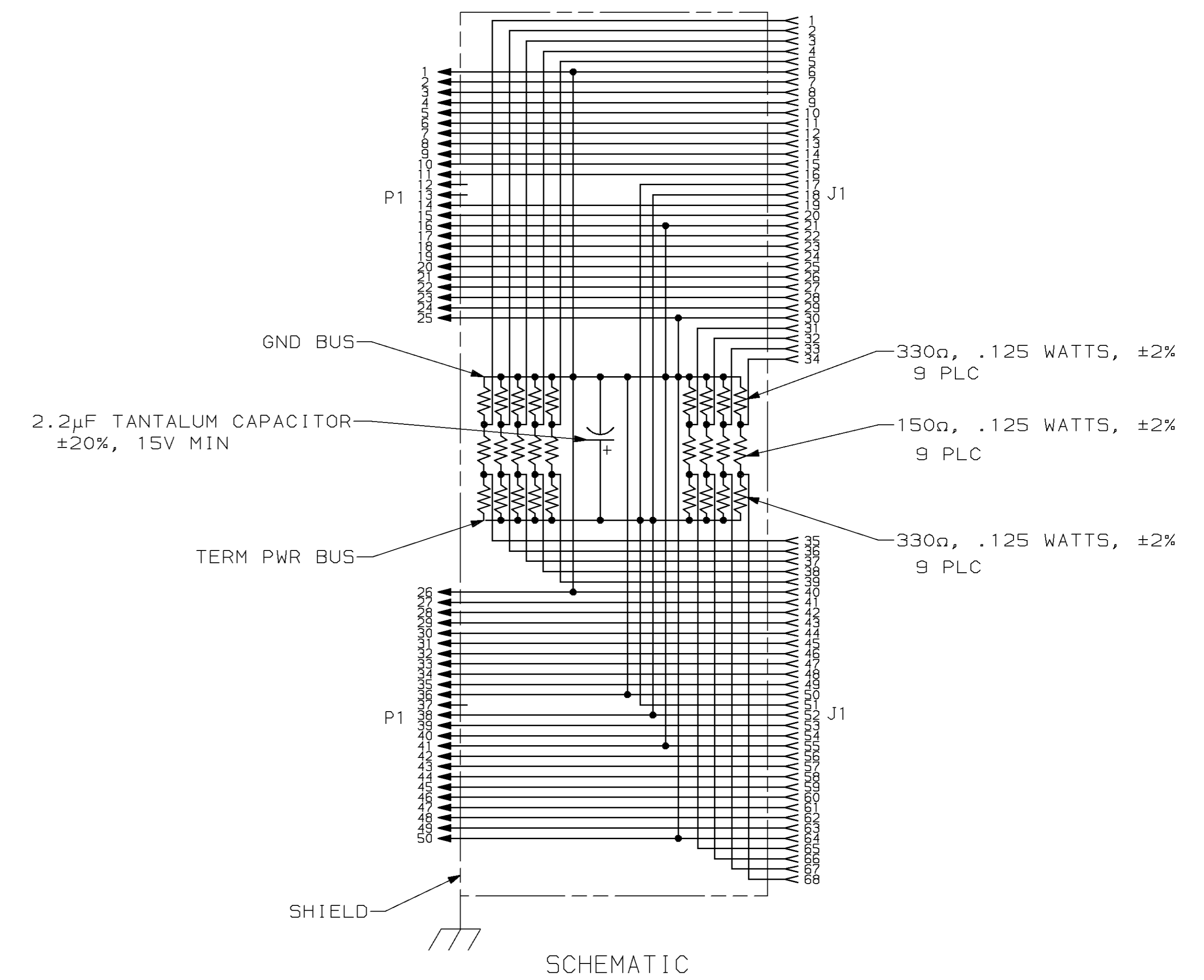


LOC		DIST		P		F		ZONE		LTR		REVISIONS			
BD	62											DESCRIPTION	DATE	APPD	
												A1	REV PER EC 0020-0797-93	07/22/93	PR
												B	REV PER EC 0020-1576-93	03/08/94	WDF
												C	REV PER EC 0020-1598-93	03/08/94	PR
												D	REV PER EC 0020-0028-94	03/08/94	PR
												E	REV PER EC 0020-755-94	07/19/94	WDF
												F	REV PER EC 0020-1134-94	08/22/94	RF
												G	REV PER EC 0020-683-95	06/30/95	RWD



- 1 JACKSCREW BODIES AND NUTS: STAINLESS STEEL; SHELL AND SCREWS: CARBON STEEL; CONTACTS: PHOSPHOR BRONZE; HOUSINGS: POLYESTER, BLACK; SHIELD: COPPER; COVER: ABS, GREY, UL 94V-0; JACKSCREW HEADS: PVC, BEIGE; BRACKETS AND LATCH BLOCKS: ZINC; FLEX FILM CIRCUIT: COPPER ON KAPTON.
- 2 PASSIVATED.
- 3 $5.08 \mu\text{m}$ [0.000200] MIN TIN OR TIN-LEAD OVER $1.27 \mu\text{m}$ [0.00050] MIN COPPER.
- 4 PIN CONTACTS: $0.76 \mu\text{m}$ [0.00030] MIN GOLD FOR A LENGTH OF 3.35 [0.132] MIN FROM MATING END OVER $1.27 \mu\text{m}$ [0.00050] MIN NICKEL; RECEPTACLE CONTACTS: $0.76 \mu\text{m}$ [0.00030] MIN GOLD FOR A LENGTH OF 0.64 [0.025] MIN, 0.13 [0.005] MAX FROM MATING END OVER $1.27 \mu\text{m}$ [0.00050] MIN NICKEL.
- 5 $76.20 \mu\text{m}$ [0.003000] MIN CARBONITRIDE TEMPER.
- 6 $3.81 \mu\text{m}$ [0.000150] MIN NICKEL OVER $5.08 \mu\text{m}$ [0.000200] MIN COPPER.



869678-1
 PART NO

AMP AMP Incorporated
 Harrisburg, PA 17105-3608

NAME
 ADAPTER ASSEMBLY, FEEDTHRU, DIFFERENTIAL,
 SCSI III/II, .050 SERIES AMPLIMITE™, TERMINATOR

DO NOT SCALE PRINT. UNLESS SPECIFIED DIMENSIONS IN mm [INCHES] TOLERANCES ON: 2 PLC DEC ± - 3 PLC DEC ± 0.13 [0.005] ANGLES ± -

MATERIAL

FINISH SHELL: 3 CONTACTS: 4 SCREWS: 5 BRACKETS: 6 JACKSCREW BODIES & NUTS: 7

DR 1-18-93 J McCLINTON
 CHK 2-10-93 R. STONE
 APPD 2-15-93 W.D. FLESHMAN
 APPD 2-15-93 W.D. FLESHMAN

PRODUCT SPEC -
 APPLICATION SPEC -
 WEIGHT -

SIZE D CAGE CODE 00779 DRAWING NO C-869678
 SCALE 4:1 SHEET 1 OF 1

THIS DRAWING IS A CONTROLLED DOCUMENT FOR AMP INCORPORATED. IT IS SUBJECT TO CHANGE AND THE CONTROLLING ENGINEERING ORGANIZATION SHOULD BE CONTACTED FOR THE LATEST REVISION.